

RANGER COLLEGE

Investment Detail

For The Month Ended

March 31, 2015

Investment Description	# of Shares	Purchase Date	Rate	Yield	Maturity Date	Cost	Book Value	Beginning		Change in		Ending	
								Share Price	Market Value	Market Value	Share Price	Market Value	
Common Stock													
Chevron	2,142	Gifted 8/11/80				\$0.00	\$127,712.00	\$106.32	\$227,737.44	-\$2,870.28	\$104.98	\$224,867.16	\$54,768.99
BP PLC	104	Gifted 2/10/92				\$0.00	\$ 7,111.52	\$41.18	\$4,282.72	-\$215.28	\$39.11	\$4,067.44	\$109,537.99
						<u>\$0.00</u>	<u>\$134,823.52</u>		<u>\$232,020.16</u>	<u>-\$3,085.56</u>		<u>\$228,934.60</u>	<u>\$237,969.74</u>
Certificate of Deposit													
FFB-Ranger-Kyh.		1/25/2015	0.25		1/25/2017								\$54,768.99
FFB-Ranger-Sch.		1/25/2015	0.25		1/25/2017								\$109,537.99
FFB-Ranger-Sch.		12/18/2014	0.20		12/18/2015								\$ 73,662.76
													<u>\$237,969.74</u>
Local Fund													
Certificate of Deposit		8/4/2006	0.2		8/4/2015								\$87,096.41
													<u>\$554,000.75</u>

To the best of my knowledge, the college's investment portfolio complies with its investment policy, investment strategy, and applicable provision of the Public Funds Investment act.

Robert Culverhouse
Robert Culverhouse, Investment Officer


RANGER COLLEGE FOUNDATION
Investment Detail
For The Month Ended
December 31, 2015

Investment Description	# of Shares	Purchase Date	Book Value	Beginning		Change in		Ending	
				Share Price	Market Value	Market Value	Share Price	Market Value	
Common Stock:									
Chevron	2,142	Gifted 8/11/80	\$127,712.00	\$90.97	\$194,857.74	-\$2,163.42	\$89.96	\$192,694.32	
BP PLC	103,215	Gifted 2/10/92	\$7,111.52	\$34.77	\$3,588.79	-\$362.28	\$31.26	\$3,226.50	
BP PLC									
Reinvested	1,785	12/18/2015	\$110.44	\$61.87	\$110.44	-\$54.64	\$31.26	\$55.80	
			\$134,933.96		\$198,556.96	-\$2,580.34		\$195,976.62	

Money Market Funds:
 CTPXX: Cash & Cash Equivalent (Newell Trust) \$1,088,206.48 \$3,825.55 \$1,092,032.03

Mutual Funds:									
Investment Description	# of Shares	Purchase Date	Book Value	Beginning		Change in		Ending	
				Share Price	Market Value	Market Value	Share Price	Market Value	
Advisors Edgewood Growth									
EGFIX	2,281.022	6/25/2015		\$22.89	\$52,212.59	-\$2,258.21	\$21.90	\$49,954.38	
Reinvestment	75.981	Various		\$21.42	\$1,627.51	\$36.47	\$21.90	\$1,663.98	
Burham Financial Long Short Fund									
BURFX	3,099.814	6/25/2015		\$17.76	\$55,052.70	-\$3,006.82	\$16.79	\$52,045.88	
Reinvestment	70.809	Various		\$17.13	\$1,212.96	-\$24.08	\$16.79	\$1,188.88	
Europacific Growth FD SHS CL F-2									
AEPFX	964.506	6/25/2015		\$47.87	\$46,170.90	-\$2,527.01	\$45.25	\$43,643.90	
Reinvestment	12.466	12/24/2015		\$45.65	\$569.07	-\$4.99	\$45.25	\$564.09	
Fidelity Adisor Dividend Growth									
FDGIX	2,689.618	6/25/2015		\$18.12	\$48,735.88	-\$3,792.36	\$16.71	\$44,943.52	
Reinvestment	153.762	12/14/2015		\$16.46	\$2,530.92	\$38.44	\$16.71	\$2,569.36	
JPMorgan Tr 1 US Equity FD Select									
JUESX	3,311.258	6/25/2015		\$14.78	\$48,940.39	-\$3,278.15	\$13.79	\$45,662.25	
Reinvestment	194.621	Various		\$14.78	\$2,876.50	-\$192.67	\$13.79	\$2,683.82	
					\$259,929.43	-\$15,009.37		\$244,920.06	
								\$1,532,928.71	

To the best of my knowledge, the college's investment portfolio complies with its investment policy, investment strategy, and applicable provision of the Public Funds Investment act.


 Robert Culverhouse, Investment Officer


RANGER COLLEGE FOUNDATION
Investment Detail
For The Month Ended
November 30, 2015

Investment Description	# of Shares	Purchase Date	Book Value	Beginning		Change in		Ending	
				Share Price	Market Value	Market Value	Share Price	Market Value	
Common Stock:									
Chevron	2,142	Gifted 8/11/80	\$127,712.00	\$90.61	\$194,086.62	\$1,520.82	\$91.32	\$195,607.44	
BP PLC	104	Gifted 2/10/92	\$7,111.52	\$35.64	\$3,706.56	-\$108.16	\$34.60	\$3,598.40	
			<u>\$134,823.52</u>		<u>\$197,793.18</u>	<u>\$1,412.66</u>		<u>\$199,205.84</u>	

Money Market Funds:
 CTPXX: Cash & Cash Equivalent (Newell Trust) \$1,088,147.61 \$58.87 \$1,088,206.48

Mutual Funds:									
Advisors Edgewood Growth									
EGFIX	2,281.022	6/25/2015		\$22.67	\$51,710.77	\$501.82	\$22.89	\$52,212.59	
Burham Financial Long Short Fund									
BURFX	3,099.814	6/25/2015		\$16.83	\$52,169.87	\$2,882.83	\$17.76	\$55,052.70	
Europacific Growth FD SHS CL F-2									
AEPFX	964.506	6/25/2015		\$48.03	\$46,325.22	-\$154.32	\$47.87	\$46,170.90	
Fidelity Adisor Dividend Growth									
FDDGX	2,689.618	6/25/2015		\$18.15	\$48,816.57	-\$80.69	\$18.12	\$48,735.88	
JPMorgan Tr I US Equity FD Select									
JUESX	3,311.258	6/25/2015		\$14.70	\$48,675.49	\$264.90	\$14.78	\$48,940.39	
Reinvestment									
	15.354	6/29/2015		\$14.70	\$225.70	\$1.23	\$14.78	\$226.93	
			<u>\$247,697.92</u>		<u>\$3,414.54</u>			<u>\$251,339.40</u>	
								<u>\$1,538,751.72</u>	

To the best of my knowledge, the college's investment portfolio complies with its investment policy, investment strategy, and applicable provision of the Public Funds Investment act.


 Robert Culverhouse, Investment Officer

RANGER COLLEGE FOUNDATION
Investment Detail
For The Month Ended
October 31, 2015

Investment Description	# of Shares	Purchase Date	Book Value	Beginning		Change in		Ending	
				Share Price	Market Value	Market Value	Share Price	Market Value	
Common Stock:									
Chevron	2,142	Gifted 8/11/80	\$127,712.00	\$79.72	\$170,760.24	\$23,904.72	\$90.88	\$194,664.96	
BP PLC	104	Gifted 2/10/92	\$7,111.52	\$31.66	\$3,292.64	\$420.16	\$35.70	\$3,712.80	
			<u>\$134,823.52</u>		<u>\$174,052.88</u>	<u>\$24,324.88</u>		<u>\$198,377.76</u>	

Money Market Funds:
 CTPXX: Cash & Cash Equivalent (Newell Trust) \$1,091,907.81 -\$3,760.20 \$1,088,147.61

Mutual Funds:									
Advisors Edgewood Growth									
EGFIX	2,281,022	6/25/2015		\$20.65	\$47,103.10	\$4,607.66	\$22.67	\$51,710.77	
Burnham Financial Long Short Fund									
BURFX	3,099,814	6/25/2015		\$16.14	\$50,031.00	\$2,138.87	\$16.83	\$52,169.87	
EuroPacific Growth FD SHS CL F-2									
AEPFX	964,506	6/25/2015		\$45.41	\$43,798.22	\$2,527.01	\$48.03	\$46,325.22	
Fidelity Adisor Dividend Growth									
FDGIX	2,689,618	6/25/2015		\$16.82	\$45,239.37	\$3,577.19	\$18.15	\$48,816.57	
JPMorgan Tr I US Equity FD Select									
JUESX	3,311,258	6/25/2015		\$13.57	\$44,933.77	\$3,741.72	\$14.70	\$48,675.49	
Reinvestment									
	15,354	6/29/2015		\$13.57	\$208.35	\$17.35	\$14.70	\$225.70	
					<u>\$231,105.47</u>	<u>\$16,592.46</u>		<u>\$247,923.62</u>	
								<u>\$1,534,448.99</u>	

To the best of my knowledge, the college's investment portfolio complies with its investment policy, investment strategy, and applicable provision of the Public Funds Investment act.

Robert Culverhouse
 Robert Culverhouse, Investment Officer

RANGER COLLEGE FOUNDATION
Investment Detail
For The Month Ended
September 30, 2015

Investment Description	# of Shares	Purchase Date	Book Value	Beginning		Change in		Ending	
				Share Price	Market Value	Market Value	Share Price	Market Value	
Common Stock:									
Chevron	2,142	Gifted 8/11/80	\$127,712.00	\$78.76	\$168,703.92	\$257.04	\$78.88	\$168,960.96	
BP PLC	104	Gifted 2/10/92	\$7,111.52	\$32.37	\$3,366.48	-\$188.24	\$30.56	\$3,178.24	
			<u>\$134,823.52</u>		<u>\$172,070.40</u>	<u>\$68.80</u>		<u>\$172,139.20</u>	

Money Market Funds:
 CTPXX: Cash & Cash Equivalent (Newell Trust) \$1,089,538.83 \$2,368.98 \$1,091,907.81

Mutual Funds:									
Advisors Edgewood Growth									
EGFIX	2,281.022	6/25/2015		\$21.52	\$49,087.59	-\$1,984.49	\$20.65	\$47,103.10	
Burnham Financial Long Short Fund									
BURFX	3,099.814	6/25/2015		\$16.15	\$50,062.00	-\$31.00	\$16.14	\$50,031.00	
Europacific Growth FD SH5 CL F-2									
AEPFX	964.506	6/25/2015		\$47.32	\$45,640.42	-\$1,842.21	\$45.41	\$43,798.22	
Fidelity Adisor Dividend Growth									
FDGIX	2,689.618	6/25/2015		\$17.59	\$47,310.38	-\$2,071.01	\$16.82	\$45,239.37	
JPMorgan Tr I US Equity FD Select									
JUESX	3,311.258	6/25/2015		\$14.21	\$47,052.98	-\$2,119.21	\$13.57	\$44,933.77	
Reinvestment	15.354	6/29/2015		\$14.21	\$218.18	-\$9.83	\$13.57	\$208.35	
					<u>\$239,153.37</u>	<u>-\$8,047.90</u>		<u>\$231,105.47</u>	
								<u>\$1,495,360.83</u>	

To the best of my knowledge, the college's investment portfolio complies with its investment policy, investment strategy, and applicable provision of the Public Funds Investment act.


 Robert Culverhouse, Investment Officer

RANGER COLLEGE FOUNDATION
Investment Detail
For The Month Ended
August 31, 2015

Investment Description	# of Shares	Purchase Date	Book Value	Beginning		Change in		Ending	
				Share Price	Market Value	Market Value	Share Price	Market Value	
Common Stock:									
Chevron	2,142	Gifted 8/11/80	\$127,712.00	\$87.28	\$186,953.76	-\$13,473.18	\$80.99	\$173,480.58	
BP PLC	104	Gifted 2/10/92	\$7,111.52	\$35.90	\$3,733.60	-\$245.44	\$33.54	\$3,488.16	
			<u>\$134,823.52</u>		<u>\$190,687.36</u>	<u>-\$13,718.62</u>		<u>\$176,968.74</u>	
Money Market Funds:									
CTPXX: Cash & Cash Equivalent (Newell Trust)					\$1,089,538.83	\$0.00		\$1,089,538.83	
Mutual Funds:									
Advisors Edgewood Growth									
EGFIX	2,281,022	6/25/2015		\$22.67	\$51,710.77	-\$2,623.18	\$21.52	\$49,087.59	
Burnham Financial Long Short Fund									
BUREX	3,099,814	6/25/2015		\$16.29	\$50,495.97	-\$433.97	\$16.15	\$50,062.00	
Europacific Growth FD SHS CL F-2									
AEPFX	964,506	6/25/2015		\$50.43	\$48,640.04	-\$2,999.61	\$47.32	\$45,640.42	
Fidelity Adisor Dividend Growth									
FDGIX	2,689,618	6/25/2015		\$18.57	\$49,946.21	-\$2,635.83	\$17.59	\$47,310.38	
JPMorgan Tr I US Equity FD Select									
JUESX	3,311,258	6/25/2015		\$14.98	\$49,602.64	-\$2,549.67	\$14.21	\$47,052.98	
Reinvestment	7,674	6/29/2015		\$14.98	\$114.96	-\$5.91	\$14.21	\$109.05	
					\$250,395.63	-\$11,242.26		\$239,262.42	
								<u>\$1,505,769.99</u>	

To the best of my knowledge, the college's investment portfolio complies with its investment policy, investment strategy, and applicable provision of the Public Funds Investment act.


 Robert Culverhouse, Investment Officer


RANGER COLLEGE FOUNDATION
Investment Detail
For The Month Ended
July 31, 2015

Investment Description	# of Shares	Purchase Date	Book Value	Beginning		Change in		Ending	
				Share Price	Market Value	Market Value	Share Price	Market Value	
Common Stock:									
Chevron	2,142	Gifted 8/11/80	\$127,712.00	\$96.30	\$206,274.60	-\$16,750.44	\$88.48	\$189,524.16	
BP PLC	104	Gifted 2/10/92	\$7,111.52	\$39.65	\$4,123.60	-\$278.72	\$36.97	\$3,844.88	
			<u>\$134,823.52</u>		<u>\$210,398.20</u>	<u>-\$17,029.16</u>		<u>\$193,369.04</u>	

Money Market Funds:
 CTPXX: Cash & Cash Equivalent (Newell Trust) \$1,093,435.26 -\$3,896.43 \$1,089,538.83

Mutual Funds:									
Advisors Edgewood Growth									
EGPIX	2,281.022	6/25/2015		\$21.43	\$48,882.30	\$2,828.47	\$22.67	\$51,710.77	
Burnham Financial Long Short Fund									
BURFX	3,099.814	6/25/2015		\$16.05	\$49,752.01	\$743.96	\$16.29	\$50,495.97	
Europacific Growth FD SHS CL F-2									
AEPFX	964.506	6/25/2015		\$50.37	\$48,582.17	\$57.87	\$50.43	\$48,640.04	
Fidelity Advisor Dividend Growth									
FDGIX	2,689.618	6/25/2015		\$18.23	\$49,031.74	\$914.47	\$18.57	\$49,946.21	
JPMorgan Tr I US Equity FD Select									
JUESX	3,311.258	6/25/2015		\$14.78	\$48,940.39	\$662.25	\$14.98	\$49,602.64	
Reinvestment	7.674	6/29/2015		\$14.78	\$113.42	\$1.53	\$14.98	\$114.96	
					<u>\$245,188.61</u>	<u>\$5,207.01</u>		<u>\$250,510.58</u>	
								<u>\$1,533,418.45</u>	

To the best of my knowledge, the college's investment portfolio complies with its investment policy, investment strategy, and applicable provision of the Public Funds Investment act.


 Robert Culverhouse, Investment Officer

RANGER COLLEGE FOUNDATION
Investment Detail
For The Month Ended
June 30, 2015

Investment Description	# of Shares	Purchase Date	Book Value	Beginning		Change In		Ending	
				Share Price	Market Value	Market Value	Share Price	Market Value	
Common Stock:									
Chevron	2,142	Gifted 8/11/80	\$127,712.00	\$103.47	\$221,632.74	-\$14,994.00	\$96.47	\$206,638.74	
BP PLC	104	Gifted 2/10/92	\$7,111.52	\$41.18	\$4,282.72	-\$126.88	\$39.96	\$4,155.84	
			<u>\$134,823.52</u>		<u>\$225,915.46</u>	<u>-\$15,120.88</u>		<u>\$210,794.58</u>	

Money Market Funds:
 CTPXX: Cash & Cash Equivalent (Newell Trust) \$1,345,410.66 -\$251,975.40 \$1,093,435.26

Mutual Funds:									
Advisors Edgewood Growth									
EGFIX	2,281,022	6/25/2015		\$21.92	\$50,000.00	-\$1,117.70	\$21.43	\$48,882.30	
Burnham Financial Long Short Fund									
BURFX	3,099,814	6/25/2015		\$16.13	\$50,000.00	-\$247.99	\$16.05	\$49,752.01	
Europacific Growth FD SHS CL F-2									
AEPFX	964,506	6/25/2015		\$51.84	\$50,000.00	-\$1,417.83	\$50.37	\$48,582.17	
Fidelity Advisor Dividend Growth									
FDGIX	2,689,618	6/25/2015		\$18.59	\$50,000.00	-\$968.26	\$18.23	\$49,031.74	
JPMorgan Tr I US Equity FD Select									
JUESX	3,311,258	6/25/2015		\$15.10	\$50,000.00	-\$1,059.60	\$14.78	\$48,940.39	
Reinvestment	7,674	6/29/2015		\$15.05	\$115.49	-\$2.07	\$14.78	\$113.42	
					\$250,000.00	-\$4,811.38		\$245,302.03	
								<u>\$1,549,531.87</u>	

To the best of my knowledge, the college's investment portfolio complies with its investment policy, investment strategy, and applicable provision of the Public Funds Investment act.


 Robert Culverhouse, Investment Officer


RANGER COLLEGE FOUNDATION
Investment Detail
For The Month Ended
May 31, 2015

Investment Description	# of Shares	Purchase Date	Book Value	Beginning		Change in		Ending	
				Share Price	Market Value	Market Value	Share Price	Market Value	
Common Stock:									
Chevron	2,142	Gifted 8/11/80	\$127,712.00	\$110.28	\$236,219.76	-\$15,593.76	\$103.00	\$220,626.00	
BP PLC	104	Gifted 2/10/92	\$7,111.52	\$42.82	\$4,453.28	-\$141.44	\$41.46	\$4,311.84	
			<u>\$134,823.52</u>		<u>\$240,673.04</u>	<u>-\$15,735.20</u>		<u>\$224,937.84</u>	

Money Market Funds:
 CTPXX: Cash & Cash Equivalent (Newell Trust) \$1,345,410.66 \$0.00 \$1,345,410.66

\$1,570,348.50

To the best of my knowledge, the college's investment portfolio complies with its investment policy, investment strategy, and applicable provision of the Public Funds Investment act.


 Robert Culverhouse, Investment Officer

RANGER COLLEGE

Investment Detail

For The Month Ended

April 30, 2015

Investment Description	# of Shares	Purchase Date	Rate	Yield	Maturity Date	Cost	Book Value	Beginning		Change in		Ending	
								Share Price	Market Value	Market Value	Share Price	Market Value	
Endowment Fund													
Common Stock													
Chevron	2,142	Gifted 8/11/80				\$0.00	\$127,712.00	\$105.77	\$226,559.34	\$11,331.18	\$111.06	\$237,890.52	
BP PLC	104	Gifted 2/10/92				\$0.00	\$ 7,111.52	\$39.38	\$4,095.52	\$393.12	\$43.16	\$4,488.64	
						\$0.00	\$134,823.52		\$230,654.86	\$11,724.30		\$242,379.16	
Certificate of Deposit													
FFB-Ranger-Kyh.		1/25/2015	0.25		1/25/2017							\$54,768.99	
FFB-Ranger-Sch.		1/25/2015	0.25		1/25/2017							\$109,537.99	
FFB-Ranger-Sch.		12/18/2014	0.20		12/18/2015							\$ 73,662.76	
												\$237,969.74	
Local Fund													
Certificate of Deposit		8/4/2006	0.2		8/4/2015							\$87,096.41	
												\$567,445.31	

To the best of my knowledge, the college's investment portfolio complies with its investment policy, investment strategy, and applicable provision of the Public Funds Investment act.


Robert Culverhouse, Investment Officer